



Science

Uses of Everyday Materials

Identifying Uses of Everyday Materials



Aim

- I can identify uses of different everyday materials.

Success Criteria

- I can identify different everyday materials.
- I can suggest materials that familiar objects are made from.
- I can explain what 3 different materials can be used for.

What Do We Already Know?



Think back to your Science learning in Year 1. See if you can answer some of these questions:

How many everyday materials can you name and what were the materials used for?

Can you remember anything about them?

- What did they look like?
- What did they feel like?
- How did they behave?

Can you remember doing any investigations?

What did you find out and what did you learn?



Identifying Materials

Wood



Photo courtesy of Kat... (@flickr.com) - granted under creative commons licence - attribution

Identifying Materials Plastic



Photo courtesy of terren in Virginia (@flickr.com) - granted under creative commons licence - attribution

Identifying Materials

Glass



Photo courtesy of RecoilRick (@flickr.com) - granted under creative commons licence - attribution

Identifying Materials

Metal



Photo courtesy of mikecogh (@flickr.com) - granted under creative commons licence — attribution

Identifying Materials

Rock



Photo courtesy of inkknife_2000 (4.5 million views) (@flickr.com) - granted under creative commons licence - attribution

Identifying Materials

Brick



Photo courtesy of Thiago Avancini (@flickr.com) - granted under creative commons licence - attribution

Identifying Materials

Paper



Photo courtesy of Andreas (@flickr.com) - granted under creative commons licence – attribution


Identifying Materials

Cardboard




Photo courtesy of SixRevisions (@flickr.com) - granted under creative commons licence – attribution

Think Again...



Look at the materials in these photos. What might they be used for?




Have a look around your home. Can you see any familiar objects which are made from these materials?

Same Material, Different Uses



Identifying Uses of Everyday Materials



Have a go at completing the worksheets on identifying materials.
You can complete both worksheets or just choose one.



Identifying Uses of Everyday Materials

Look around you and use the photo cards for any uses these materials may have and fill in the table. A few have been done for you to help you get started. Remember - some uses may come under more than one material, for example rulers can be made from plastic, wood and metal.

Wood	Plastic	Glass	Metal	Rock	Brick	Paper	Cardboard
ruler	ruler		ruler			books	



Science | Year 2 | Uses of Everyday Materials | Identifying Uses | Lesson 1



Identifying Uses of Everyday Materials

Match the materials to their uses.



See if you can think of your own uses for the last two materials. Draw them here and match them up.



Science | Year 2 | Uses of Everyday Materials | Identifying Uses | Lesson 1