



Light and Dark

twinkl

Aim

- I can explain that I need light to see things, and that dark is the absence of light.

Success Criteria

- I can identify a range of light sources.
- I can explain that dark is caused by the absence of light.
- I can explain that I need light to see things.

What Is Light?


- Can you name some things that give out light?
- How does light help us to see?
- What is dark?
- How do mirrors work?
- What is reflection?
- How are shadows made?

This unit of work is all about light.

You will find the answers to all these questions, and more!



What Is Light?



What do you already know?

Create a mind map to show what you already know about light.
Can you think of any questions you would like to find out about light?

Mind Map

Draw or write about the things you already know about light.

How do we see things?

What is darkness?

How are shadows made?

Do you have any questions about light? What would you like to find out? Write your thoughts below.

What is a reflection?

Why do people wear sunglasses?

What things make light?

Science | Year 3 | Light | Light and Dark | Lesson 1

What Is Dark?

Dark is the absence of light.
If there is no light from a light source, it will be dark.

Think about times when it is dark, or places where it is dark.
Which sources of light are absent, or switched off?

Can we see in the dark?

Watch this short video about light
and dark.

Can you see in the dark?




What's In the Bag?



Time to play a game! Ask an adult at home or at school to put some objects into a bag. You need to use your hand to feel in the bag and guess what the objects are. Don't cheat by looking!

Feel the objects inside.
Write a description or
draw a picture of what
you think is inside the
bag on your Activity
Sheet.

What's In the Bag?				
<div style="border: 1px solid black; height: 30px; width: 100%;"></div>				
There are 5 feely bags around your classroom. It is dark inside the bags, so you cannot see what is inside. Visit each bag and feel the object inside. Draw or write about what you can feel in the correct space below.				
1.	2.	3.	4.	5.
<div style="border: 1px solid black; height: 80px; width: 100%;"></div>	<div style="border: 1px solid black; height: 80px; width: 100%;"></div>	<div style="border: 1px solid black; height: 80px; width: 100%;"></div>	<div style="border: 1px solid black; height: 80px; width: 100%;"></div>	<div style="border: 1px solid black; height: 80px; width: 100%;"></div>
Open up the bags. The light can get inside now, and can illuminate the objects. Visit each bag again, and draw or write about what is really inside!				
1.	2.	3.	4.	5.
<div style="border: 1px solid black; height: 80px; width: 100%;"></div>	<div style="border: 1px solid black; height: 80px; width: 100%;"></div>	<div style="border: 1px solid black; height: 80px; width: 100%;"></div>	<div style="border: 1px solid black; height: 80px; width: 100%;"></div>	<div style="border: 1px solid black; height: 80px; width: 100%;"></div>



planit

Science | Year 3 | Light and Dark | Lesson 1

What's In the Bag?



Was it hard to tell what was in the bag?

It is much easier to use our eyes to see, but for this we need light.

How can we get light into the bags?



What's In the Bag?



Open up the bag.

The light can get inside now.

Which light source is illuminating the objects?

Look into the bag now that it is open to the light.







Use your Activity Sheet to draw or write about the objects
that are really inside!

It is much easier to tell now because you can use the light to see.

Light and Dark

Complete your Light and Dark Activity Sheet to explain what you have found out in this lesson.

There are three difficulty levels, choose the one you feel is most appropriate for yourself.

★ Light and Dark	★★ Light and Dark	★★★ Light and Dark
<p>Complete the paragraph using the key words below to show what you have found out.</p> <p>A _____ source is something that makes light. Some examples of light sources are light bulbs, a _____ and fire.</p> <p>_____ is the absence of light. It is dark when _____ time because _____.</p> <p>When it is dark, there is no light so _____ objects, so we can't see them, so we _____.</p> <p>In the jelly bag activity, we could not _____ the objects when they were in the bag, we were covered up so light could not illuminate the objects, we could not see them, we need _____ to see.</p> <p style="text-align: center;">Key words</p> <div style="display: flex; justify-content: space-around;"> <div style="text-align: center;">  light </div> <div style="text-align: center;">  dark </div> <div style="text-align: center;">  night </div> </div> <div style="display: flex; justify-content: space-around;"> <div style="text-align: center;">  television </div> <div style="text-align: center;">  sun </div> <div style="text-align: center;">  see </div> </div> <p style="text-align: center;">twinkl planit!</p>	<p>Complete the paragraph using the key words below to show what you have found out.</p> <p>A light _____ is something that makes light. Some examples of light sources are _____.</p> <p>_____ Some objects seem to make light, but are not really light sources, because they are _____.</p> <p>Dark is the _____ of light. It is dark at night time because light from the _____ is dark, there is no _____ to illuminate objects, so we _____ see them, so we _____.</p> <p>When the jelly bags were dark inside, we _____.</p> <p>When the bags were opened up so light could illuminate the objects, we _____.</p> <p>This shows that we need _____ to see.</p> <p style="text-align: center;">twinkl planit!</p>	<p>Complete the paragraph using the key words below to show what you have found out about light and dark.</p> <p>A light source is _____. Some examples of light sources are _____. _____ Some objects seem to make light but are not really light sources, _____ is not a light source because _____.</p> <p>Dark is _____. It is dark at night time because _____.</p> <p>When it is dark, there is no light so _____ objects, so we _____ see them, so we _____.</p> <p>In the jelly bag activity, we _____.</p> <p>This shows that we _____.</p> <p style="text-align: center;">twinkl planit!</p>