

Spring Test 4

Questions, Answers and Topic Information

Read the following instructions or press 'play' ► and listen to the instructions being read from the CD-ROM.

Listen carefully to the instructions I am going to give you. When I have finished reading them, I will answer any questions. You will not be able to ask any questions once the test has begun.




I am going to ask you 10 questions. On your sheet there is an answer box for each question. Work out the answer to the question in your head and write the answer in the answer box. For some of the questions, there is information in the answer box to help you.

I will read each question twice. Listen carefully both times. You will then have time to work out an answer. If you cannot work out an answer, put a cross in the answer box. If you make a mistake, cross out the wrong answer and write the correct one next to it. There are some easy and some harder questions, so do not be put off if you cannot answer a question.

Now pause, or press 'pause' ■■ on your CD player or computer. Ask the children if they have any questions. Once you have answered all the questions, read out the following instructions. Alternatively, play the audio recording from the CD-ROM.

► Now we are ready to start the test.

You have 10 seconds to work out each answer and write it down.

	Answer	Topic
1 Write the digit eight.	8	NPV
2 Look at your answer sheet. Cross out six of the flowers.		AS
3 What is five add two?	7	AS
4 What is fifteen take away three?	12	AS
5 Using signs and digits, write ten take away seven equals three.	$10 - 7 = 3$	AS
6 Look at your answer sheet. It says Wednesday, Friday, and Monday. Circle the day that comes after Sunday.	Monday	M
7 Look at your answer sheet. How many fish are there?	9	NPV
8 Look at your answer sheet. Put a cross on the left of the football.		PD
9 Look at your answer sheet. Circle the even number.	12	NPV
10 Look at your answer sheet. Circle the ten pence coin.		M

Now put down your pen or pencil. The test is finished.