

Varied Fluency

Step 3: Equivalent Fractions 2

National Curriculum Objectives:

Mathematics Year 4: (4F2) [Recognise and show, using diagrams, families of common equivalent fractions](#)

Differentiation:

Developing Questions to support the understanding of equivalent fractions. Includes doubling the starting fraction only.

Expected Questions to support the understanding of equivalent fractions. Includes denominators which are multiples of the starting fraction.

Greater Depth Questions to support the understanding of equivalent fractions. Includes denominators which share a common factor.

More [Year 4 Fractions](#) resources.

Did you like this resource? Don't forget to [review](#) it on our website.

Equivalent Fractions 2

1a. Complete the diagrams to show a fraction equivalent to $\frac{1}{3}$.

--	--	--

--	--	--	--	--	--



VF

Equivalent Fractions 2

1b. Complete the diagrams to show a fraction equivalent to $\frac{1}{2}$.

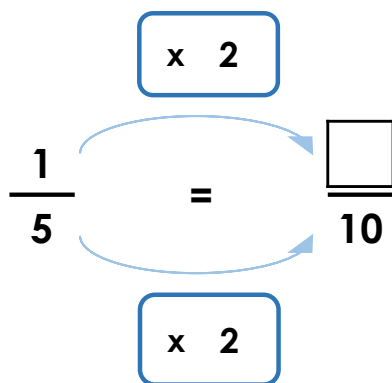
--	--

--	--	--	--



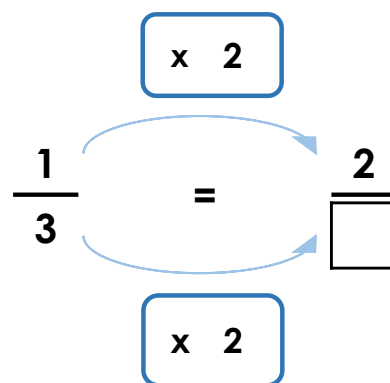
VF

2a. Complete the missing numbers in the calculation below.



VF

2b. Complete the missing numbers in the calculation below.



VF

3a. Circle the fraction which is equivalent to $\frac{1}{2}$.

$\frac{2}{3}$

$\frac{1}{4}$

$\frac{2}{4}$



VF

3b. Circle the fraction which is equivalent to $\frac{1}{4}$.

$\frac{2}{5}$

$\frac{2}{8}$

$\frac{1}{8}$



VF

4a. Complete the fraction so that it is equivalent to $\frac{1}{7}$.

$$\frac{2}{\boxed{}}$$

I multiplied the numerator by ____.

I multiplied the denominator by ____.



VF

4b. Complete the fraction so that it is equivalent to $\frac{1}{6}$.

$$\frac{\boxed{}}{12}$$

I multiplied the numerator by ____.

I multiplied the denominator by ____.



VF

Equivalent Fractions 2

5a. Complete the diagrams to show fractions equivalent to $\frac{1}{4}$.

--	--	--	--	--	--	--	--

--	--	--	--	--	--	--	--	--	--



VF

Equivalent Fractions 2

5b. Complete the diagrams to show fractions equivalent to $\frac{1}{3}$.

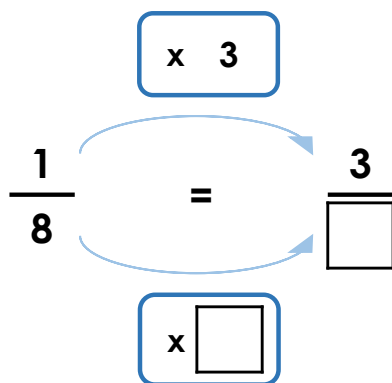
--	--	--	--	--	--

--	--	--	--	--	--	--	--



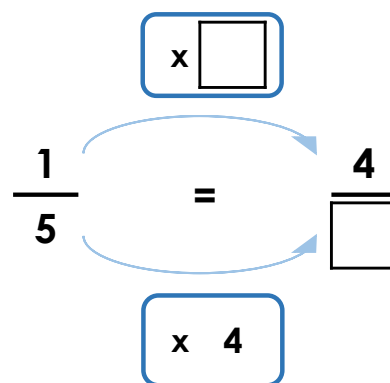
VF

6a. Complete the missing numbers in the calculation below.



VF

6b. Complete the missing numbers in the calculation below.



VF

7a. Circle the fractions which are equivalent to $\frac{1}{3}$.

$\frac{2}{6}$ $\frac{4}{10}$ $\frac{4}{12}$
 $\frac{3}{9}$ $\frac{3}{6}$



VF

7b. Circle the fractions which are equivalent to $\frac{1}{5}$.

$\frac{4}{20}$ $\frac{3}{8}$ $\frac{2}{10}$
 $\frac{3}{15}$ $\frac{4}{12}$



VF

8a. Write a fraction which is equivalent to $\frac{1}{5}$.

I multiplied the numerator by ____ .
 I multiplied the denominator by ____ .



VF

8b. Write a fraction which is equivalent to $\frac{1}{4}$.

I multiplied the numerator by ____ .
 I multiplied the denominator by ____ .



VF

Equivalent Fractions 2

9a. Complete the diagrams to show fractions equivalent to $\frac{2}{6}$.



VF

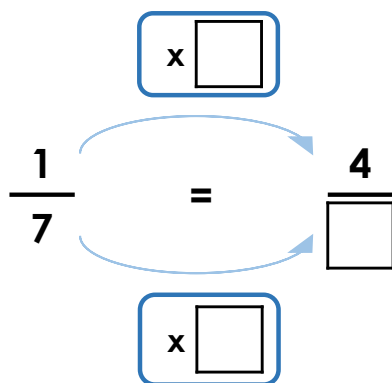
Equivalent Fractions 2

9b. Complete the diagrams to show fractions equivalent to $\frac{2}{12}$.



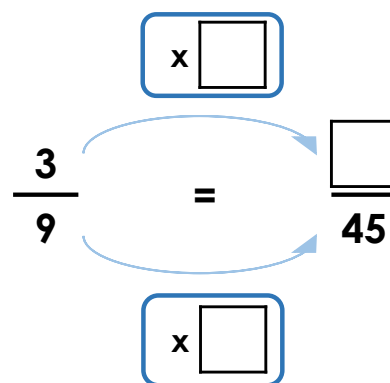
VF

10a. Complete the missing numbers in the calculation below.



VF

10b. Complete the missing numbers in the calculation below.



VF

11a. Circle the fractions which are equivalent to $\frac{4}{28}$.

$\frac{5}{35}$

$\frac{1}{8}$

$\frac{3}{21}$

$\frac{6}{30}$

$\frac{2}{14}$



VF

11b. Circle the fractions which are equivalent to $\frac{3}{27}$.

$\frac{4}{36}$

$\frac{6}{30}$

$\frac{5}{45}$

$\frac{2}{18}$

$\frac{2}{26}$



VF

12a. Write two fractions equivalent to $\frac{12}{20}$.

I multiplied the numerator by _____.
I multiplied the denominator by _____.

I divided the numerator by _____.
I divided the denominator by _____.



VF

12b. Write two fractions equivalent to $\frac{2}{10}$.

I multiplied the numerator by _____.
I multiplied the denominator by _____.

I divided the numerator by _____.
I divided the denominator by _____.



VF

Varied Fluency Equivalent Fractions 2

Developing

1a. $\frac{1}{3} = \frac{2}{6}$

2a. 2

3a. $\frac{2}{4}$

4a. $\frac{2}{14}$, multiply by 2

Expected

5a. $\frac{1}{4} = \frac{2}{8} = \frac{3}{12}$

6a. multiply by 3, 24

7a. $\frac{2}{6}$, $\frac{3}{9}$ and $\frac{4}{12}$

8a. Various answers, for example:

$\frac{2}{10}$, multiply by 2; $\frac{3}{15}$, multiply by 3

Greater Depth

9a. $\frac{1}{3} = \frac{3}{9} = \frac{6}{18}$

10a. multiply by 4, 28

11a. $\frac{5}{35}$, $\frac{3}{21}$ and $\frac{2}{14}$

12a. Various answers, for example:

$\frac{3}{5}$, divide by 4; $\frac{24}{40}$, multiply by 2

Varied Fluency Equivalent Fractions 2

Developing

1b. $\frac{1}{2} = \frac{2}{4}$

2b. 6

3b. $\frac{2}{8}$

4b. $\frac{2}{12}$, multiply by 2

Expected

5b. $\frac{1}{3} = \frac{2}{6} = \frac{3}{9}$

6b. multiply by 4, 20

7b. $\frac{2}{10}$, $\frac{3}{15}$ and $\frac{4}{20}$

8b. Various answers, for example:

$\frac{2}{8}$, multiply by 2; $\frac{3}{12}$, multiply by 3

Greater Depth

9b. $\frac{1}{6} = \frac{3}{18} = \frac{4}{24}$

10b. multiply by 5, 15

11b. $\frac{4}{36}$, $\frac{5}{45}$ and $\frac{2}{18}$

12b. Various answers, for example:

$\frac{4}{20}$, multiply by 2; $\frac{1}{5}$, divide by 2