


OLSJ Half Term Art Project

During the half term we would like you to get creative! It is interesting to see things around us change during different seasons. Think about the view from your window, how does it look similar or different in the four seasons?

Draw or write words to describe the view from your window across the four seasons.

<u>Spring</u>	<u>Summer</u>
<u>Autumn</u>	<u>Winter</u>



David Hockney's seasons - what do you notice about the different colours in each season?

Who is David Hockney?

Research David Hockney and find 5 facts about him/his work.

1.	
2.	
3.	
4.	
5.	

Watch this video showing the work of David Hockney - the four seasons.

<https://thedavidhockneyfoundation.org/resources/film/the-four-seasons-woldgate-woods-spring-2011-summer-2010-autumn-2010-winter-2010>

This work shows a video of the same road in the four different seasons.

Your task:


Create your own art inspired by the different seasons. See some ideas below:

- Choose a landscape and draw/paint it in the four different seasons.
- Choose one season/landscape to draw/paint. This could be your favourite season or the season we are currently in.
- You can use a range of mediums - pencils, pens, paint, chalk, crayons, collage.

This piece of art uses collage of different photos to make one big piece.






Some of David Hockney's work:



You could use pencil to draw your work in black and white:



David Hockney used his iPad to draw the changing seasons outside the window of his Yorkshire home.



Use David Hockney's work as inspiration for your own piece of art based on the seasons. Submit your art on a separate piece of paper to your teacher on Google Classroom or Class Dojo.

We can't wait to see you being creative and your finished pieces of art. We will put them all together to share after half term.